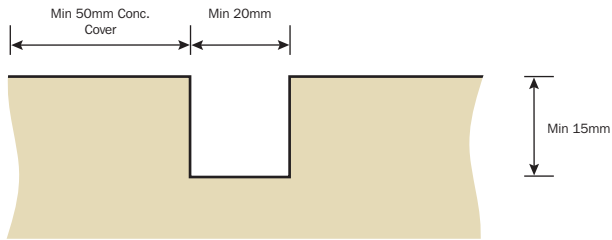


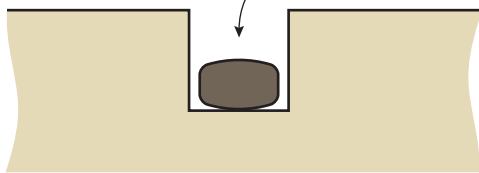


## Installation guidelines for TT Waterstop and TT Swellmastic to construction joints

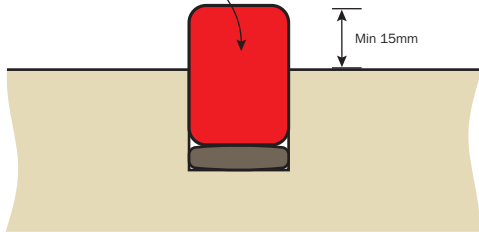
1. Chase Cast in centre of wall section/joint section. Approximately 20mm x 15mm



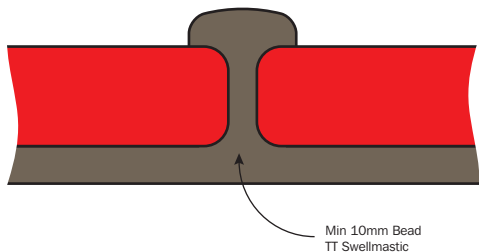
2. Min 10mm Bead TT Swellmastic to base of chase



3. TT Waterstop adhered to chase of Swellmastic



4. Joint option for TT Waterstop (within chase)



Typical vertical installation



Typical horizontal installation

For further information and assistance please refer to [www.triton-chemicals.com](http://www.triton-chemicals.com) or call Triton's technical team on 020 8310 3929.

### Triton Contact Details:

Triton Systems  
Units 3 – 5 Crayford Commercial Centre, Greyhound Way, Crayford, Kent DA1 4HF

Tel: 01322 318830  
Fax: 01322 524017  
Email: [info@tritonsystems.co.uk](mailto:info@tritonsystems.co.uk)

[www.tritonsystems.co.uk](http://www.tritonsystems.co.uk)