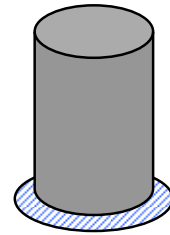


Vertical service entry through floor detail

Drawing No. (I P 026.1)

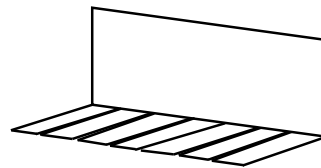
Stage 1

Clean base of service entry then wrap Platon Sealing Rope around base of service entry. **NB:** If floor conditions are wet then Triton Epoxy Putty can be used.



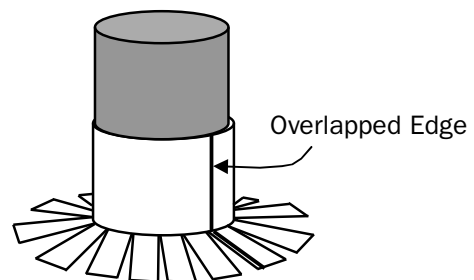
Stage 2

Cut Wall/floor junction material with scissors in segments of 25mm wide up to the centre fold to create a cloak.



Stage 3

Wrap Wall/floor junction 'cloak' round entry pipe and press down Sealing Rope. The overlapping edge is sealed with Sealing Tape.



© Triton Systems

All installations to be strictly in accordance with manufacturer's guidelines which are set out in the Isola Manual. For any non-standard details, please contact our technical department on 01322 318830



Triton Systems

Units 3 – 5 Crayford Commercial Centre,
Greyhound Way, Crayford, Kent DA1 4HF

Tel: 01322 318830 Fax: 01322 524017 Email: info@tritonsystems.co.uk

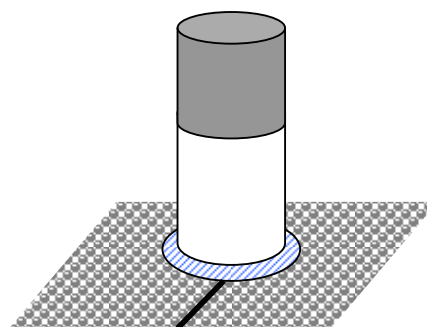
www.tritonsystems.co.uk

Vertical service entry through floor detail

Drawing No. (I P 026.1)

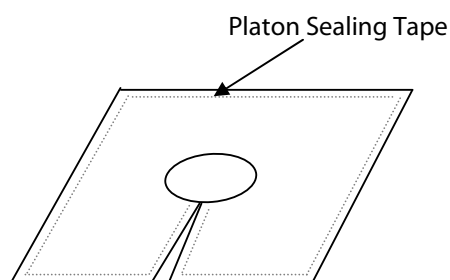
Stage 4

Lay Platon Floor membrane cutting the membrane around the profile of the service entry and wrap another rope seal at the base between the floor membrane and vertical section of Wall/floor junction.



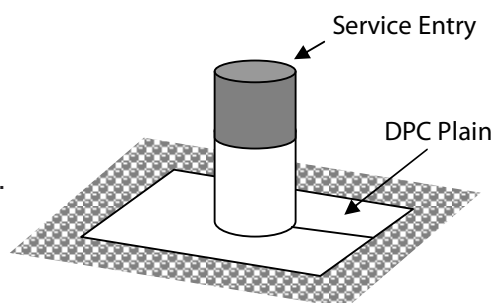
Stage 5

Cut a 300mm (min) square piece of Platon DPC plain and cut out a hole the size of the service entry. Using scissors cut from one edge of the DPC Plain to the centre hole. Apply Platon Sealing Tape around all edges including the cut section.



Stage 6

Fir Platon DPC Plain around service entry and seal to floor membrane by pressing down on sealing tape.



© Triton Systems

All installations to be strictly in accordance with manufacturer's guidelines which are set out in the Isola Manual. For any non-standard details, please contact our technical department on 01322 318830



Triton Systems

Units 3 – 5 Crayford Commercial Centre,
Greyhound Way, Crayford, Kent DA1 4HF

Tel: 01322 318830 Fax: 01322 524017 Email: info@tritonsystems.co.uk

www.tritonsystems.co.uk